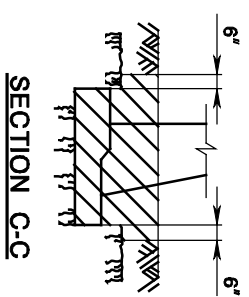
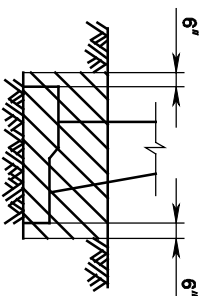
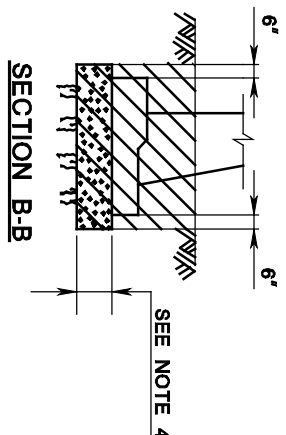

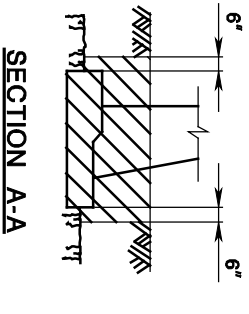
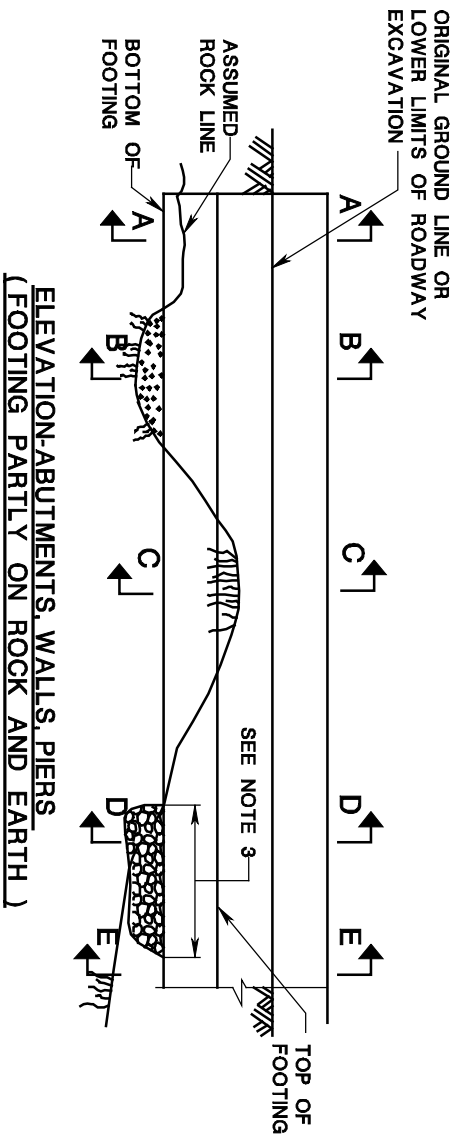


PAYMENT LIMITS FOR EXCAVATION (SHEET 4 OF 5)

ISSUED: 2009

PLATE
3.15-4



INDICATES PAY
LINE LIMITS FOR
FOUNDATION
EXCAVATION.

NOTES:

1. SEE GUIDE SHEET PLATE 3.15-1, NOTE 1.
2. SEE GUIDE SHEET PLATE 3.15-1, NOTE 2.
3. EXCAVATE ROCK, BACKFILL AND COMPACT COARSE AGGREGATE LAYER AS PER THE NJDOT STANDARD SPECIFICATION, LENGTH AS DETERMINED ON PROJECT TO PROJECT BASIS.
4. PLACE CLASS B CONCRETE, INCLUDE PARAGRAPH IN SPECIAL PROVISIONS THAT THE VOLUME OF CONCRETE WILL BE INCLUDED FOR PAYMENT UNDER CONCRETE IN FOOTINGS.
5. IF THE ASSUMED ROCK LINE IS MORE THAN 2'-0" ABOVE OR BELOW THE BOTTOM OF FOOTING, CONSIDER "STEPPING" OF THE FOOTING, AS AN ALTERNATIVE TO THE ABOVE DETAILS.